



*The mission of the Johnson City Schools is to enable all students to achieve excellence.*

**Demographics (Who We Are)**

Asian	3.5%
Black/African-American	15%
Hispanic or Latino	9.2%
American Indian or Alaska Native	.4%
Native Hawaiian or Pacific Islander	.3%
White	71.9%
Students Receiving Special Education Services	13.8%
Limited English Proficient	5%
Economically Disadvantaged	51.8%

**Funding Sources**

Local Funding: 54.56%

State Funding: 36.26%

Federal/Other: 9.17%

**Total District Budget**

\$66,661,541.00

Per Pupil Expenditure: \$9,683.30 (State: \$9,499.10)

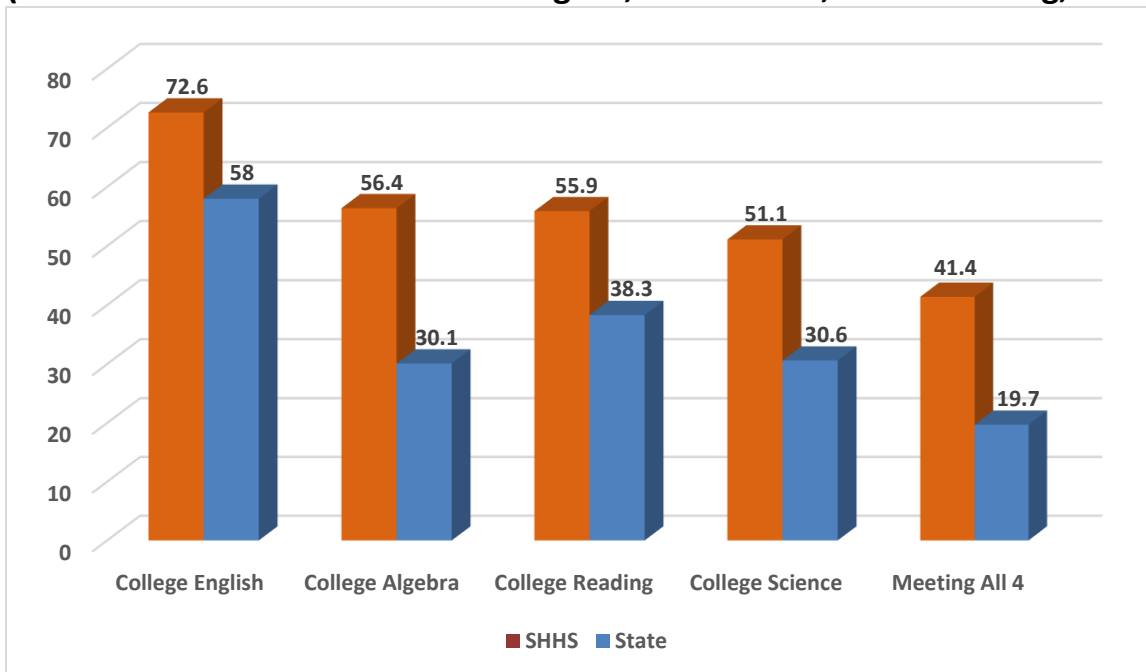
<b>School</b>	<b>Enrollment (Preschool included)</b>
Cherokee Elementary (PK-4)	359
Fairmont Elementary (PK-4)	566
Lake Ridge Elementary (PK-4)	533
Mountain View Elementary (K-4)	477
North Side Elementary (PK-4)	345
South Side Elementary (K-4)	381
Towne Acres Elementary (K-4)	368
Woodland Elementary (PK-4)	386
Indian Trail Intermediate (gr. 5-6)	1,246
Liberty Bell Middle School (gr. 7-8)	1,142
Science Hill High School (gr. 9-12)	2,243
<b>Total</b>	<b>8,046</b>

Johnson City Schools' success during the 2015-2016 school year is measured against the best school districts in the state of Tennessee through information such as the District and School Report cards, as well as standardized achievement exams.

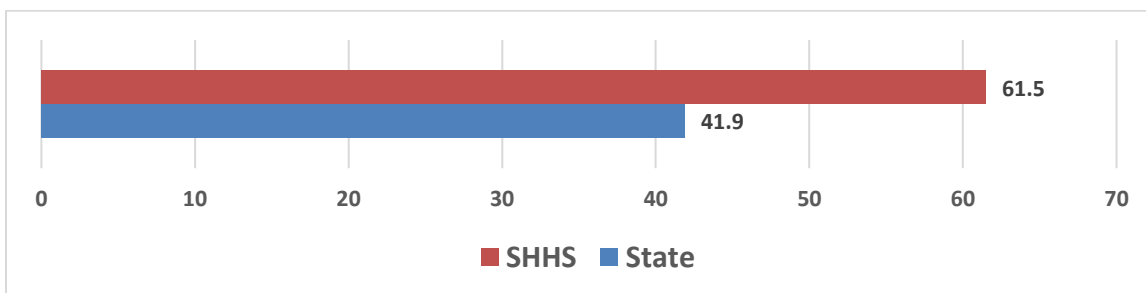
### The ACT (College Readiness) for Science Hill High School

	2014	2015	2016	2016 (State)
Composite	22.1	21.8	22.8	19.9
English	21.7	21.3	21.7	19.6
Math	21.9	21.8	21.9	19.2
Reading	22.5	22.0	22.5	20.3
Science	21.8	21.4	22.2	19.9

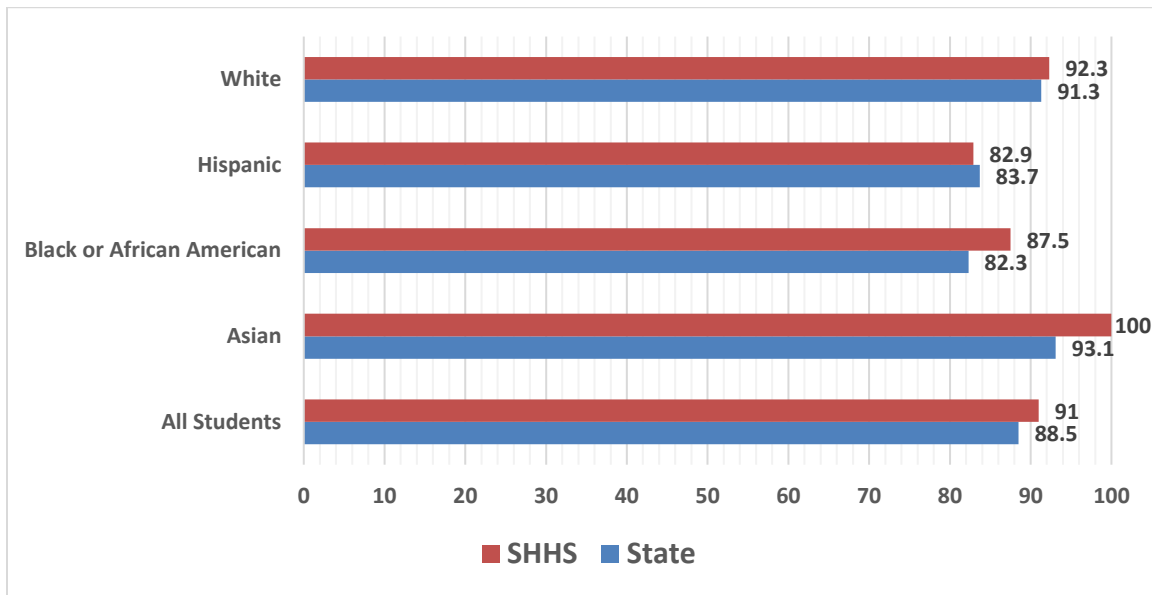
### Percent of Science Hill ACT-Tested Students Ready for College-Level Coursework (Minimum scores on ACT: 18 on English, 22 on Math, 22 on Reading, 23 on Science)



### Students meeting ACT HOPE Scholarship Eligibility (Minimum of 21 composite on ACT)



## Graduation Rate: Science Hill High School and State of Tennessee



Science Hill High School students outperformed the state on every End-of-Course (EOC) exam.

Exam	Science Hill (% proficient/advanced)	State of Tennessee (% proficient/advanced)
Algebra I	55.5	20.8
Algebra II	59.4	24.0
Geometry	55.8	24.6
Biology I	74.9	56.6
English I	45.5	27.5
English II	47.2	35.8
English III	46.9	27.4
U.S. History	38.4	29.9
Chemistry	55.9	39.7